


# Chain Feeding System

Chain Feeding System is one of the best feeding system being used for rearing broiler and layer breeders.

Its high feed delivery speed is ideal for controlled feeding in today's breeder rearing management. This provides equal access of feed to all hens which will minimize stress during feeding and achieves uniform weight.


A very reliable feeding system which proven to be very low maintenance.



## Feed Trough & Grill

Troughs are available in 2 profile :  
Medium trough with anti spill lip for hens  
and regular trough for pullets.

Grills profile can be made in many design  
and opening.



## Feed Chain

Feed chains are tough and durable. It can  
distributes the feed fast and evenly  
throughout the lines in order to feed  
the hens almost at the same time. This will  
help to achieve uniform weight of the  
hens.



## Feed Hopper

Hoppers are available in 100kg, 200kg  
and different capacity to match the  
arrangement of feed lines and size of  
hopper. Feed level can be adjusted by  
the feed level adjustor.



# Chain Feeding System

## Direct Drive Unit

Driving speed can be : 18 or 36 m /min.  
It can be installed at any location of the line. Suitable for use in stand supported or suspended system.




## Robust Direct Drive Sprocket

A strong and heavy duty sprocket ensures that the feed chains are in proper engage with it during operation in high speed.

## 90 Degree Corner

Made for trouble and maintenance free operation. Power coated steel housing corner with guide rail and fluted wheel provide high wear resistance and high performance turning.



## Trough Coupler and Leg Stand

Adjustable leg stands support all trough couplers and 90 degree corners throughout the lines.

